


BODILY FLUID SPILL CLEANUP PROCEDURES




OSHA recommendations for personal protection are based on the Universal Precautions guidelines recommended by the Center for Disease Control. All workers who may come in contact with bodily fluids such as blood, urine, vomit and feces should adhere to these recommendations.

Protect Yourself - Your Staff - Your Family



1. Close or block off the affected area or department using "Caution - Wet Floor" signs or safety cones until the cleanup procedure is completed and the area is dry.



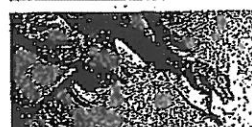
2. Put on disposable plastic gloves, apron, face mask and shoe covers.




3. Sprinkle Red-Z™ absorbent material over the spill and allow it to stand for at least one minute or until the spill is fully absorbed and jelled.



4. Remove jelled substance with scoop and scraper and place it in red trash bag. Seal bag tightly using one of the twist ties provided. Put sealed trash bag into a second red trash bag. Do not seal the outer trash bag at this point.



5. Disinfect contaminated surface area with TB Disinfectant Cleaner* and wipe up with paper towels. Carefully follow the directions on the product container for appropriate contact time. Discard dirty paper towels into outer red trash bag.



6. Once spill is completely cleaned up, place all contaminated materials (shovel, scoop, apron, face mask and shoe covers) into the outer red trash bag. Remove gloves last. Do not get any blood or fluids on your skin.



7. Tightly seal outer trash bag with twist tie and dispose of bag as required by local, State and Federal regulations for infected solid waste.



8. Thoroughly wash and sanitize hands following proper hand hygiene procedures before returning to other duties (see hand hygiene procedures above).



9. Re-open the affected area.

Hand Hygiene Procedures

1. Wash hands vigorously with an antimicrobial hand wash for at least 20 seconds to remove all soil. Pay special attention to areas around the wrist, fingers and fingernails.
2. Rinse hands under hot running water.
3. Dry hands with a clean, paper towel.
4. Follow handwashing with a hand sanitizer.